


TAL 

LEISTUNGSPHASE


06\_6A2900\_FP\_IP\_001\_00\_F\_02

# FÜHRUNGSPLAN



BAUWERBER

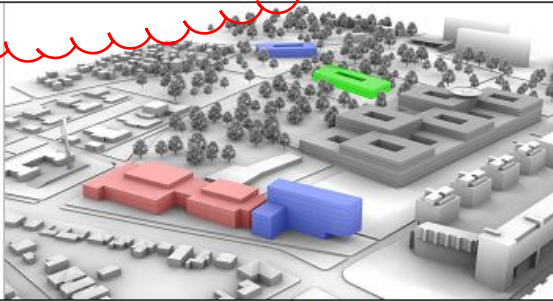
GRUNDIGENTÜMER

TAL 

LEISTUNGSPHASE

06\_

# FÜHRUNGSPLAN



BAUWERBER

GRUNDIGENTÜMER