

A: Static Structural (ANSYS)

Equivalent Stress

Type: Equivalent (von-Mises) Stress


Unit: MPa

Time: 1

27.01.2010 21:29

"feste Einspannung"

66,431 Max
59,05
51,669
44,288
36,907
29,526
22,145
14,764
7,3824
0,0013165 Min



0.000 15.000 30.000 (mm)
7.500 22.500



A: Static Structural (ANSYS)

Equivalent Stress

Type: Equivalent (von-Mises) Stress

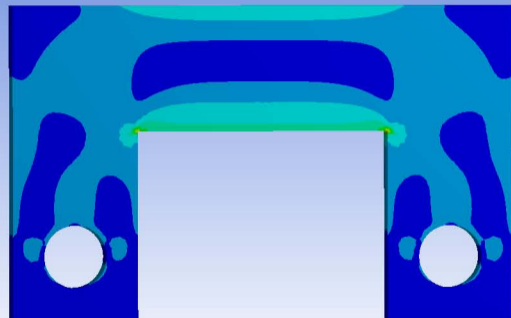
Unit: MPa

Time: 1

28.01.2010 10:40

"ohne Einspannung"

66,348 Max
58,977
51,606
44,235
36,864
29,493
22,122
14,751
7,3797
0,0086794 Min



0.000 15.000 30.000 (mm)
7.500 22.500



Project

- Model (A4)
 - Geometry
 - Solid
 - Coordinate Systems
 - Global Coordinate System
 - KDS_Plus_y
 - KDS_Plus_z
 - KDS_Plus_x
 - Connections
 - Longitudinal - Ground To Solid
 - Longitudinal - Ground To Solid
 - Longitudinal - Ground To Solid
 - Mesh
 - Static Structural (A5)
 - Analysis Settings
 - Force
 - Force 2
 - Solution (A6)
 - Solution Information
 - Equivalent Stress
 - Equivalent Elastic Strain

Details of "Multiple Selection"

Graphics Properties

Definition

Type	Longitudinal
Longitudinal Stiffness	1, N/mm
Longitudinal Damping	0, N-s/mm
Preload	None
Suppressed	No

Scope

Scope	Body-Ground
-------	-------------

Reference

Scoping Method	Geometry Selection
Reference X Coordinate	0, mm
Reference Y Coordinate	0, mm
Reference Z Coordinate	0, mm
Behavior	Rigid
Pinball Region	All

Mobile

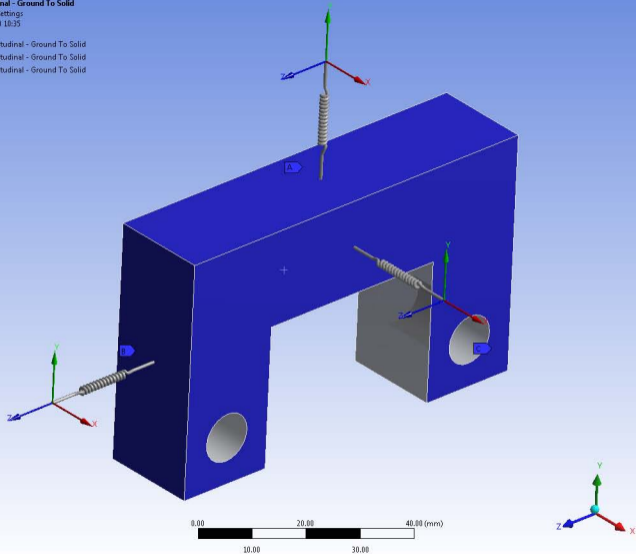
Scoping Method	Geometry Selection
Mobile X Coordinate	
Mobile Y Coordinate	
Mobile Z Coordinate	
Behavior	Rigid
Pinball Region	All

Section Planes

Longitudinal - Ground To Solid

Analysis Settings
29.01.2010 10:35

- A** Longitudinal - Ground To Solid
- B** Longitudinal - Ground To Solid
- C** Longitudinal - Ground To Solid



ANSYS Workbench - Warning



One or more MPC contact regions or remote boundary conditions may have conflicts with other applied boundary conditions or other contact regions. Refer to Troubleshooting in the Help System for more details.

OK

ANSYS Workbench - Error



Insufficient memory was available for the solver engine to obtain a solution. Try simplifying the model to reduce problem size. Please see the Troubleshooting section of the ANSYS Workbench Help System for more information.

OK