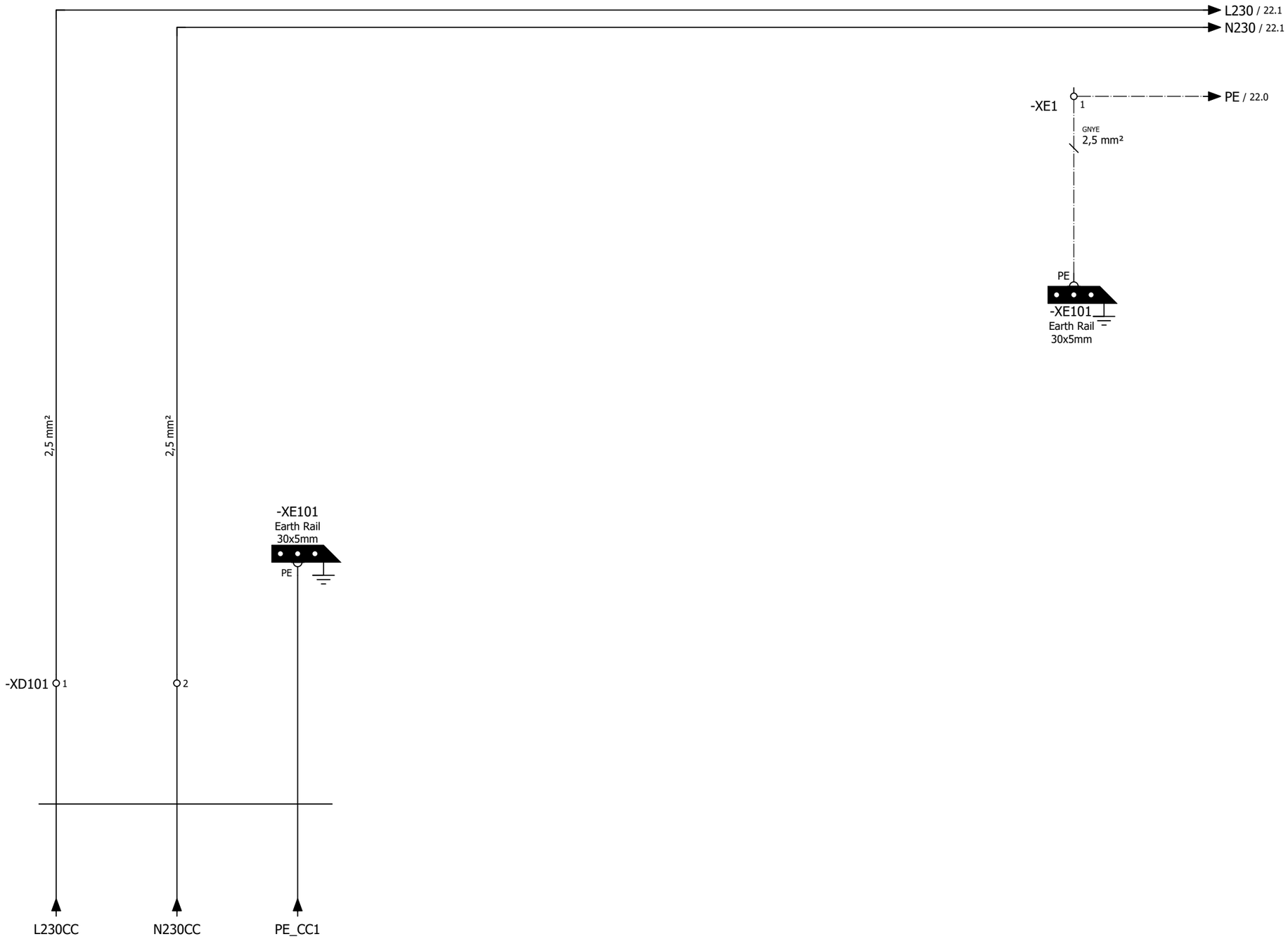

Feeder 230V AC from Power Cabinet

			Date	14.06.2023			Feeder 230V AC		= J11.XU1.KF01	
			Ed.	KPaschos					+ KF01	
			Appr.							Page 1
Modification	Date	Name	Original		Replacement of	Replaced by				Page 1 / 30



Feeder 24V DC from Power Cabinet

			Date	21.04.2023			Feeder 24V DC		= J11.XU1.KF01	
			Ed.	KPaschos					+ KF01	
			Appr.						Page	2
Modification	Date	Name	Original		Replacement of	Replaced by			Page	2 / 30

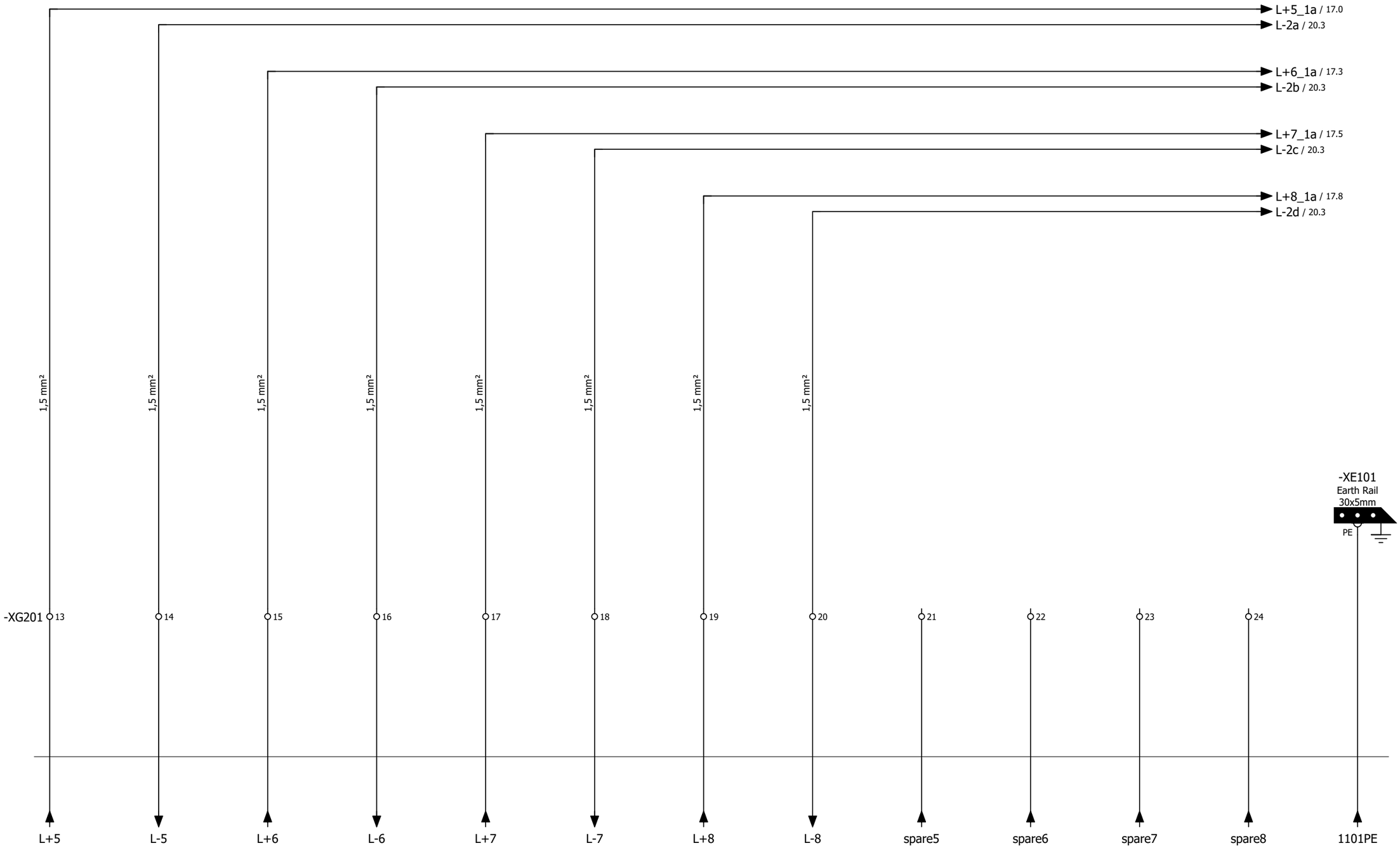

Feeder 24V DC from Power Cabinet

			Date	21.04.2023			Feeder 24V DC	= J11.XU1.KF01	
			Ed.	KPaschos				+ KF01	
			Appr.						Page 3
Modification	Date	Name	Original		Replacement of	Replaced by			Page 3 / 30

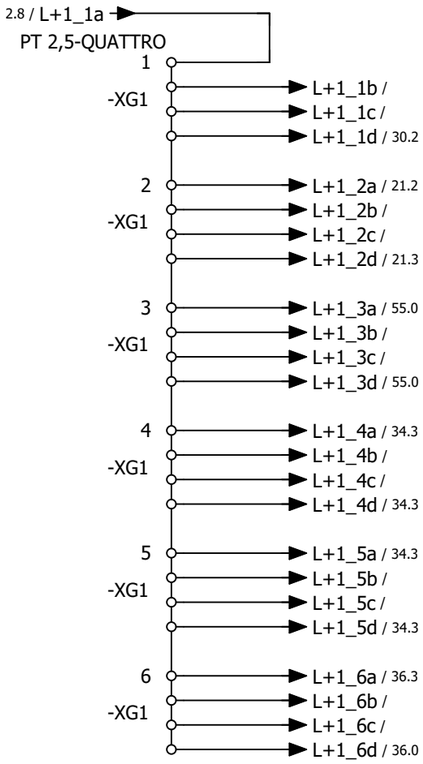

Potential Disribution L+1

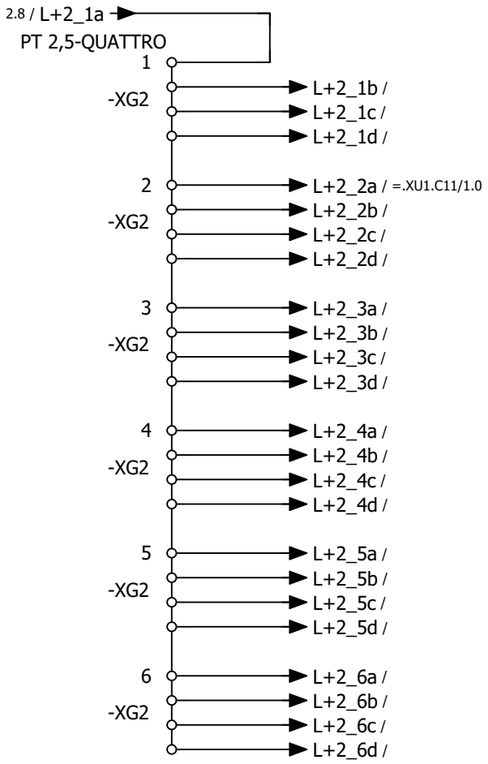

Potential Disribution L+2

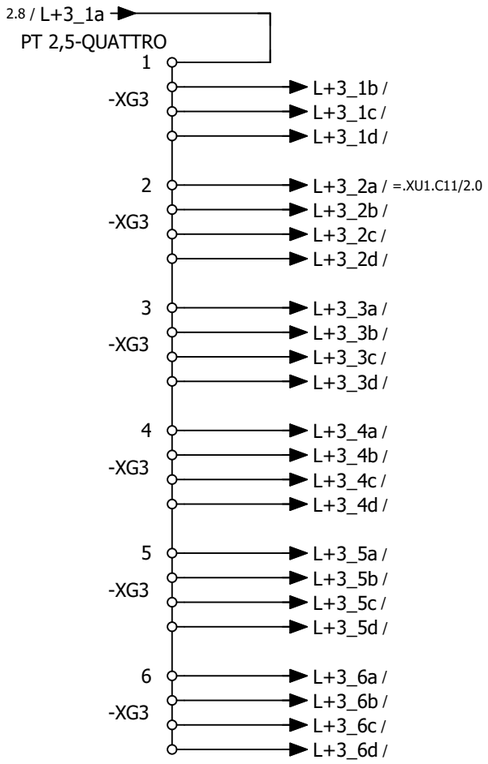

Potential Disribution L+3

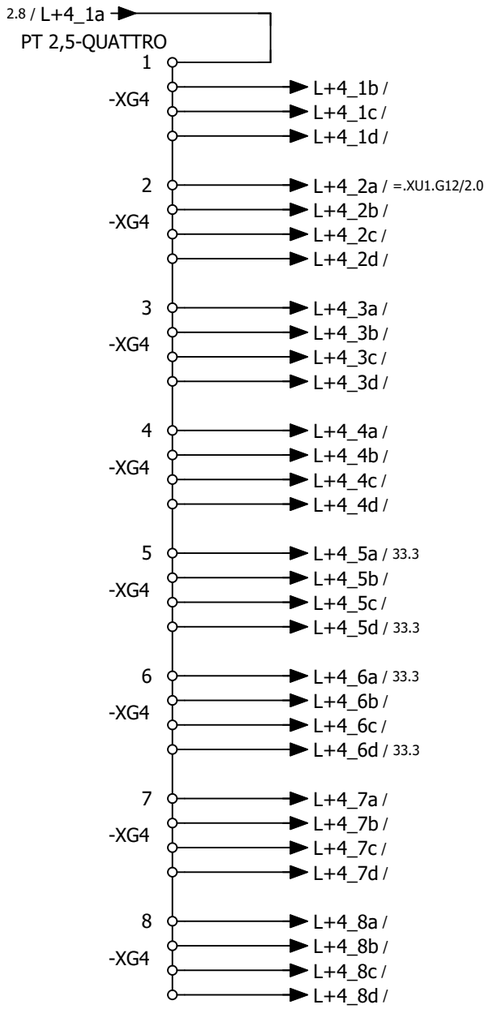

Potential Disribution L+4

			Date	14.06.2023			24V DC Distribution L+1, L+2, L+3, L+4		= J11.XU1.KF01	
			Ed.	KPaschos					+ KF01	
			Appr.							Page 16
Modification	Date	Name	Original		Replacement of	Replaced by				Page 4 / 30

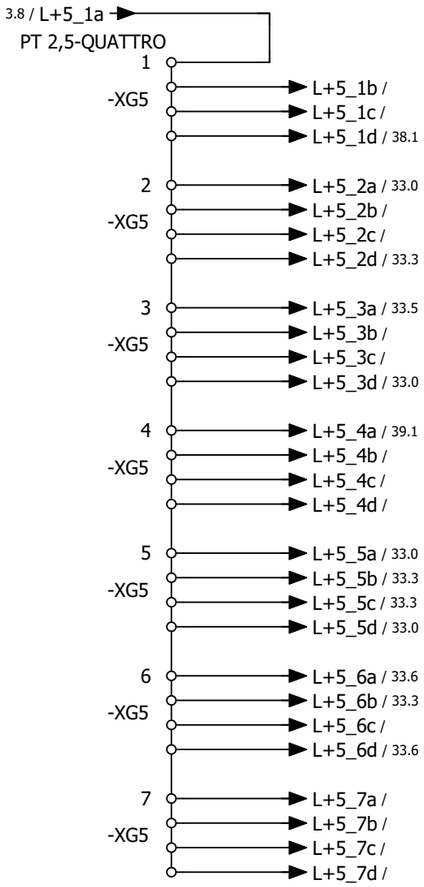

Potential Disribution L+5

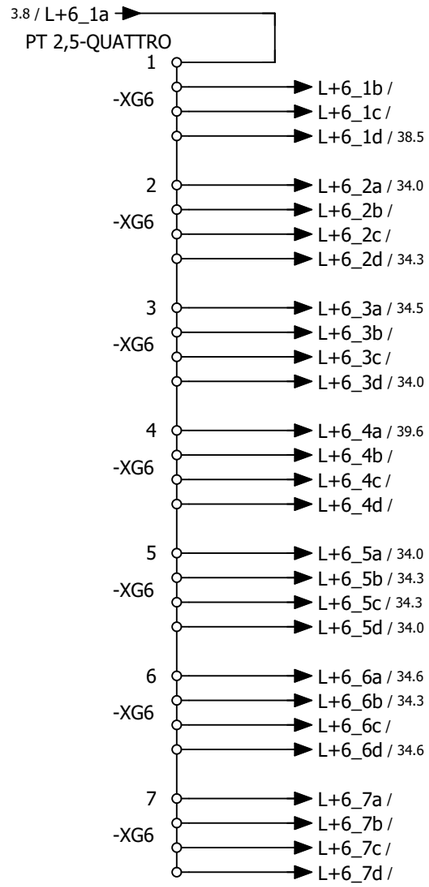

Potential Disribution L+6

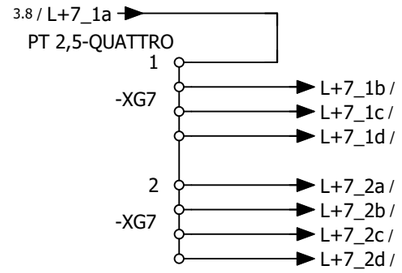

Potential Disribution L+9

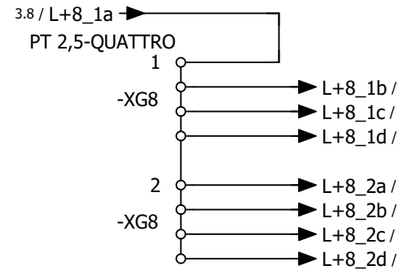

Potential Disribution L+10

			Date	14.06.2023			24V DC Distribution L+5, L+6, L+7, L+8		= J11.XU1.KF01	
			Ed.	KPaschos					+ KF01	
			Appr.						Page	17
Modification	Date	Name	Original		Replacement of	Replaced by			Page	5 / 30



Potential Disribution L-

			Date	14.06.2023			24V DC Distribution L-	= J11.XU1.KF01	
			Ed.	KPaschos				+ KF01	
			Appr.						Page 20
Modification	Date	Name	Original		Replacement of	Replaced by			Page 6 / 30

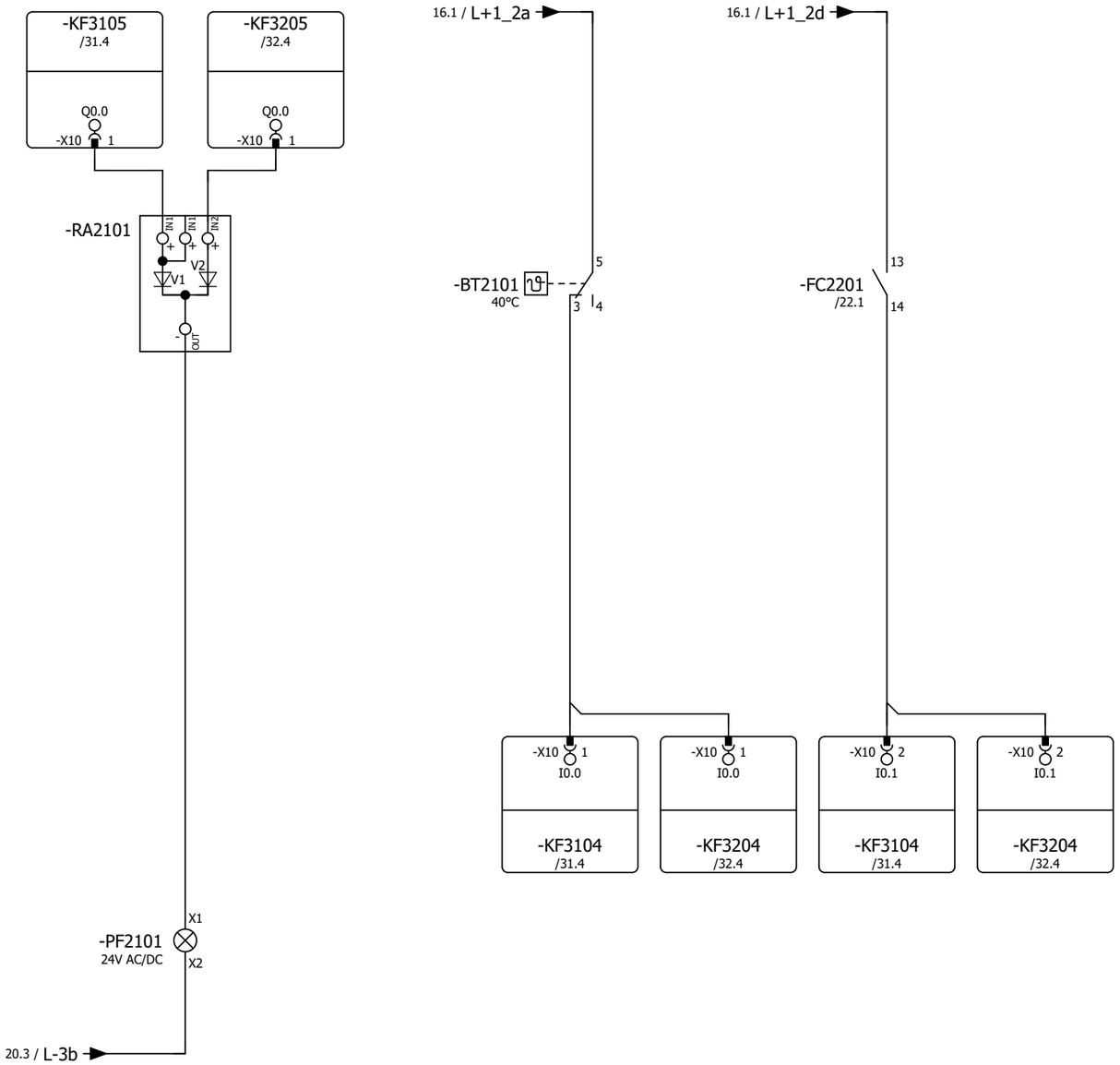

Fault lamp

Temperature monitoring cabinet

MCB monitoring

20

22

			Date	21.04.2023			Fault lamp, Temperature monitoring	= J11.XU1.KF01	
			Ed.	KPaschos				+ KF01	
			Appr.						Page 21
Modification	Date	Name	Original		Replacement of	Replaced by			Page 7 / 30

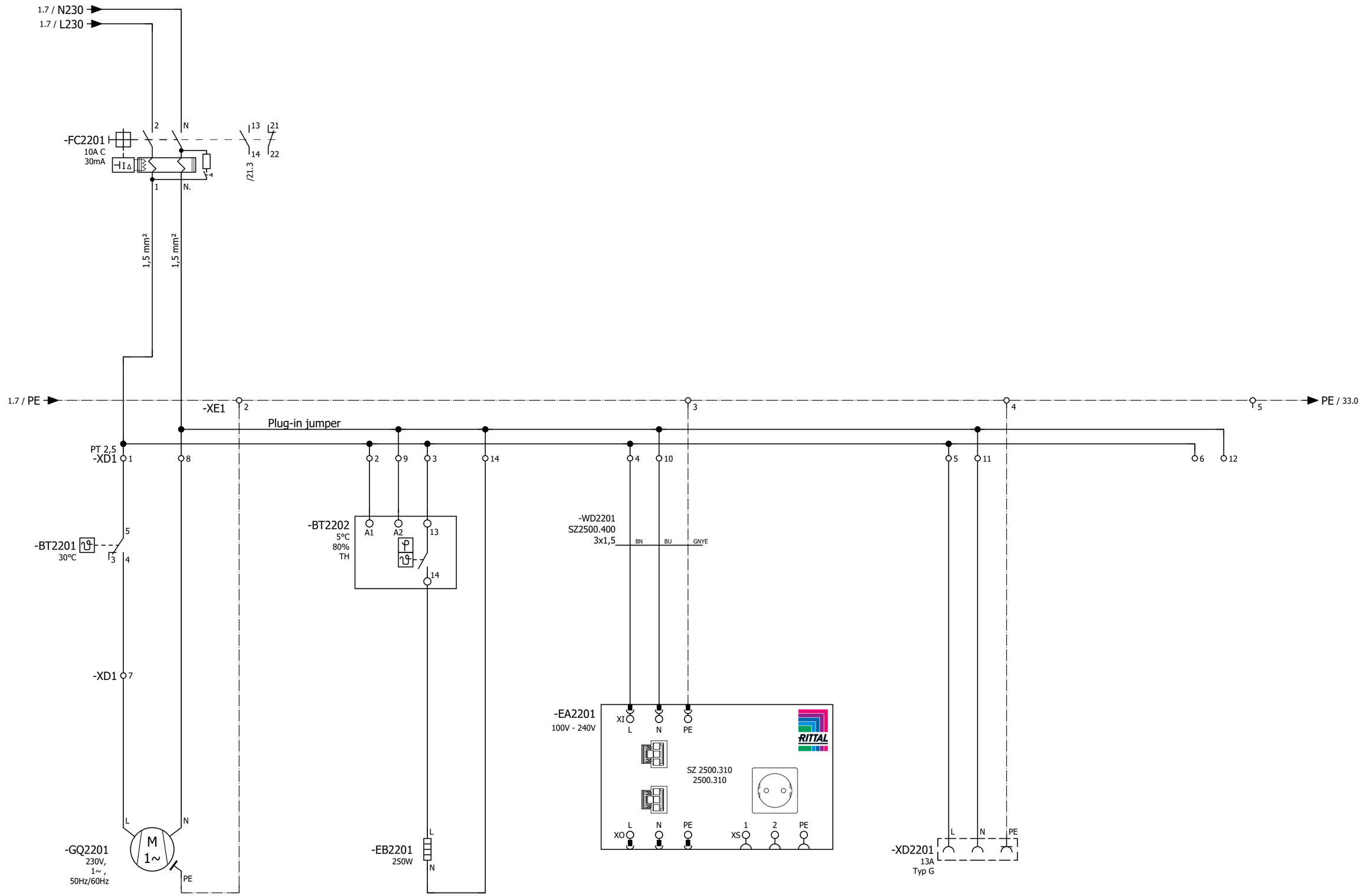

Cubicle fan

Cubicle heater

Cubicle lamp

Socket outlet

			Date	14.06.2023			Cubicle fan, Heater, Lighting		= J11.XU1.KF01	
			Ed.	KPaschos					+ KF01	
			Appr.							Page 22
Modification	Date	Name	Original		Replacement of	Replaced by				Page 8 / 30

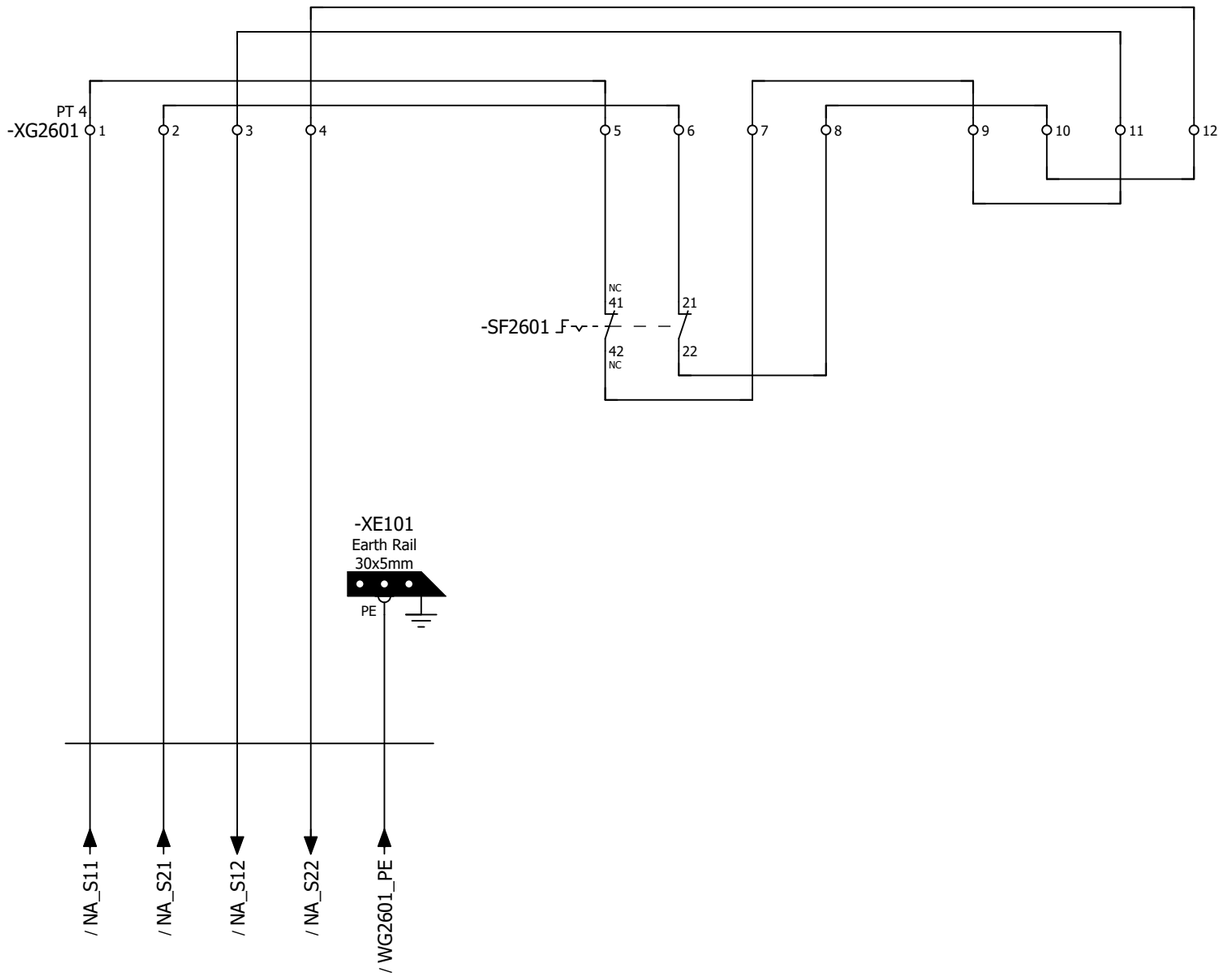

Emergency Stop
KF02

Emergency Stop
KF02

Emergency Stop
spare

			Date	14.06.2023			Emergency Stop		= J11.XU1.KF01	
			Ed.	KPaschos					+ KF01	
			Appr.							Page 26
Modification	Date	Name	Original		Replacement of	Replaced by				Page 9 / 30

-PH3001
/30.4
/36.3



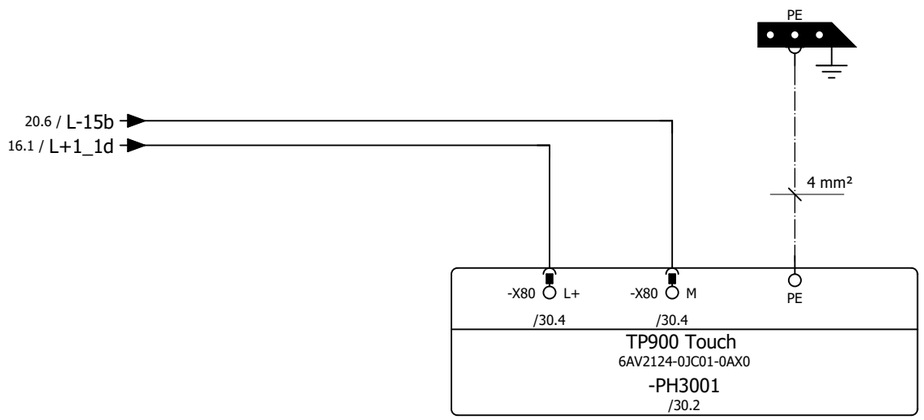

			Date	21.04.2023			Operatorpanel TP900 comfort		= J11.XU1.KF01	
			Ed.	KPaschos					+ KF01	
			Appr.							Page 30
Modification	Date	Name	Original		Replacement of	Replaced by				Page 10 / 30

-U3101

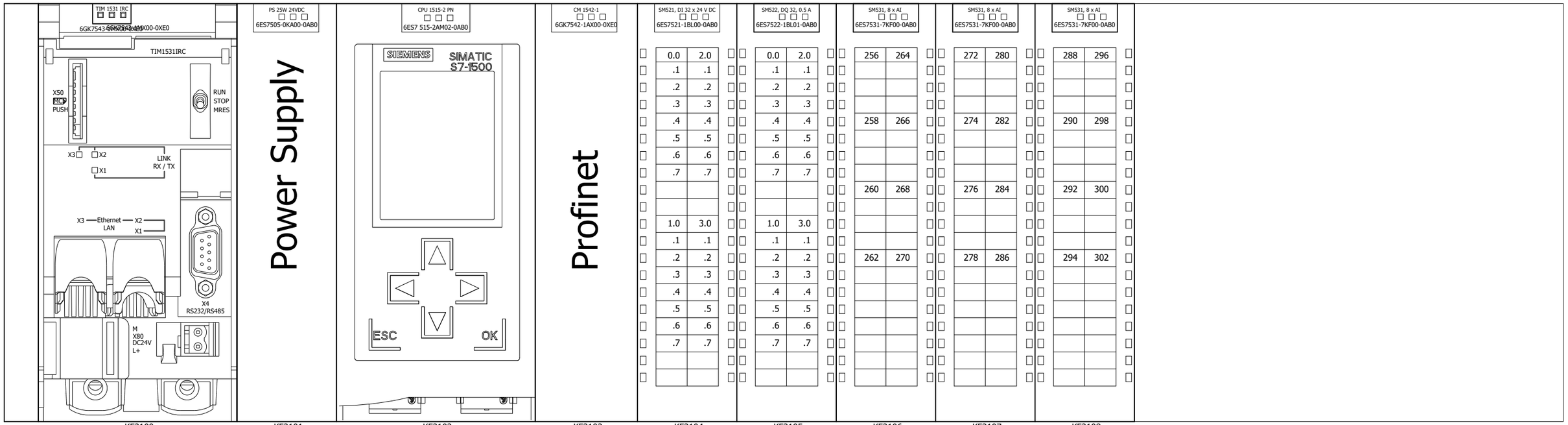

-KF3100	-KF3101	-KF3102	-KF3103	-KF3104	-KF3105	-KF3106	-KF3107	-KF3108
Place of installation: Control cabinet	*Place of installation:* Control cabinet	*Place of installation:* Control cabinet	*Place of installation:* Control cabinet	*Place of installation:* Control cabinet	*Place of installation:* Control cabinet	*Place of installation:* Control cabinet	*Place of installation:* Control cabinet	*Place of installation:* Control cabinet
Module rack: *0*	*Module rack:* *0*	*Module rack:* *0*	*Module rack:* *0*	*Module rack:* *0*	*Module rack:* *0*	*Module rack:* *0*	*Module rack:* *0*	*Module rack:* *0*
Slot: *3*	*Slot:* *0*	*Slot:* *1*	*Slot:* *2*	*Slot:* *3*	*Slot:* *6*	*Slot:* *8*	*Slot:* *9*	*Slot:* *10*
0		*0*		*Card start address:* *0.0*	*Card start address:* *0.0*	*Card start address:* *256*	*Card start address:* *272*	*Card start address:* *288*
S7-1500	S7-1500	S7-1500	S7-1500	S7-1500	S7-1500	S7-1500	S7-1500	S7-1500
/33.5	/33.0	/33.3	/35.1	/21.2	/21.0	/33.0	/33.3	/33.6
/36.8		/36.3	/36.0	/21.3	/33.3	=.XU1.C11/1.4	=.XU1.C11/2.4	
/37.5		/36.8		/33.0	/38.2			
		/36.8		/38.2	/51.0			
				/55.0	/51.2			
				/55.2	/51.3			
				/55.4	/51.5			
				/55.5	/53.0			
				/55.7	/53.2			
				=.XU1.G12/2.4	/53.3			
					/53.5			

			Date	21.04.2023			PLC Overview		= J11.XU1.KF01	
			Ed.	KPaschos					+ KF01	
			Appr.							Page 31
Modification	Date	Name	Original		Replacement of	Replaced by				Page 11 / 30

-U3201

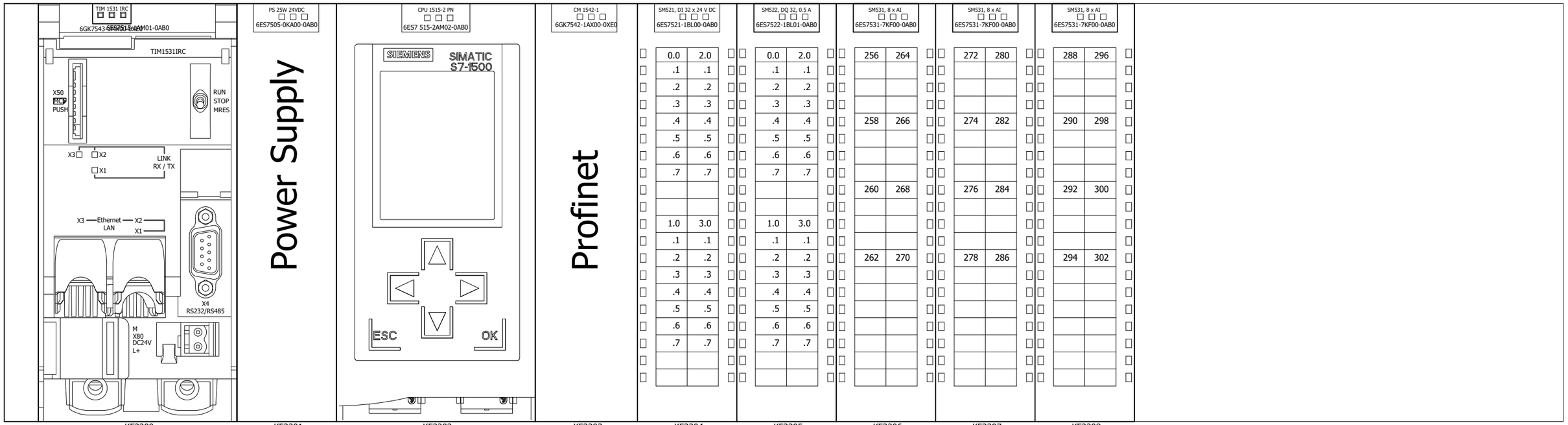

-KF3200	-KF3201	-KF3202	-KF3203	-KF3204	-KF3205	-KF3206	-KF3207	-KF3208
Place of installation: Control cabinet	*Place of installation:* Control cabinet	*Place of installation:* Control cabinet	*Place of installation:* Control cabinet	*Place of installation:* Control cabinet	*Place of installation:* Control cabinet	*Place of installation:* Control cabinet	*Place of installation:* Control cabinet	*Place of installation:* Control cabinet
Module rack: *1*	*Module rack:* *1*	*Module rack:* *1*	*Module rack:* *0*	*Module rack:* *1*	*Module rack:* *1*	*Module rack:* *1*	*Module rack:* *1*	*Module rack:* *1*
Slot: *3*	*Slot:* *0*	*Slot:* *1*	*Slot:* *2*	*Slot:* *3*	*Slot:* *6*	*Slot:* *8*	*Slot:* *9*	*Slot:* *10*
0		*0*		*Card start address:* *0.0*	*Card start address:* *0.0*	*Card start address:* *256*	*Card start address:* *272*	*Card start address:* *288*
S7-1500	S7-1500	S7-1500	S7-1500	S7-1500	S7-1500	S7-1500	S7-1500	S7-1500
/34.5	/34.0	/34.3	/35.7	/21.2	/21.0	/34.0	/34.3	/34.6
/36.8		/36.5	/36.1	/21.4	/34.3	=.XU1.C11/1.6	=.XU1.C11/2.6	
/37.5		/36.8		/34.0	/38.6			
		/36.8		/38.6	/51.1			
				/55.1	/51.3			
				/55.3	/51.4			
				/55.4	/51.5			
				/55.6	/53.1			
				/55.7	/53.3			
				=.XU1.G12/2.5	/53.4			
					/53.5			

			Date	21.04.2023			PLC Overview		= J11.XU1.KF01	
			Ed.	KPaschos					+ KF01	
			Appr.							Page 32
Modification	Date	Name	Original		Replacement of	Replaced by				Page 12 / 30

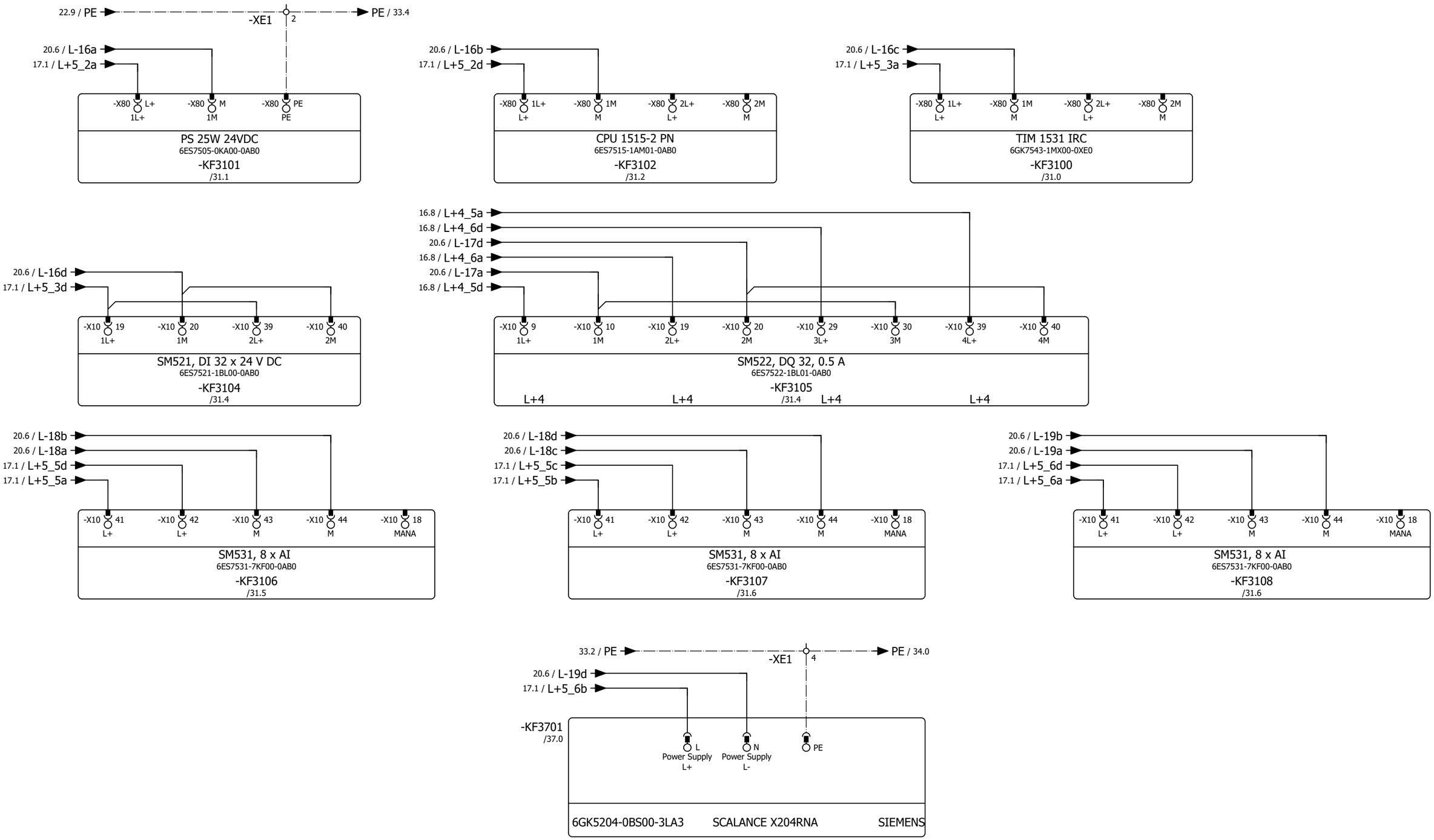

			Date	14.06.2023			PLC Power supply		= J11.XU1.KF01	
			Ed.	KPaschos					+ KF01	
			Appr.							Page 33
Modification	Date	Name	Original		Replacement of	Replaced by				Page 13 / 30

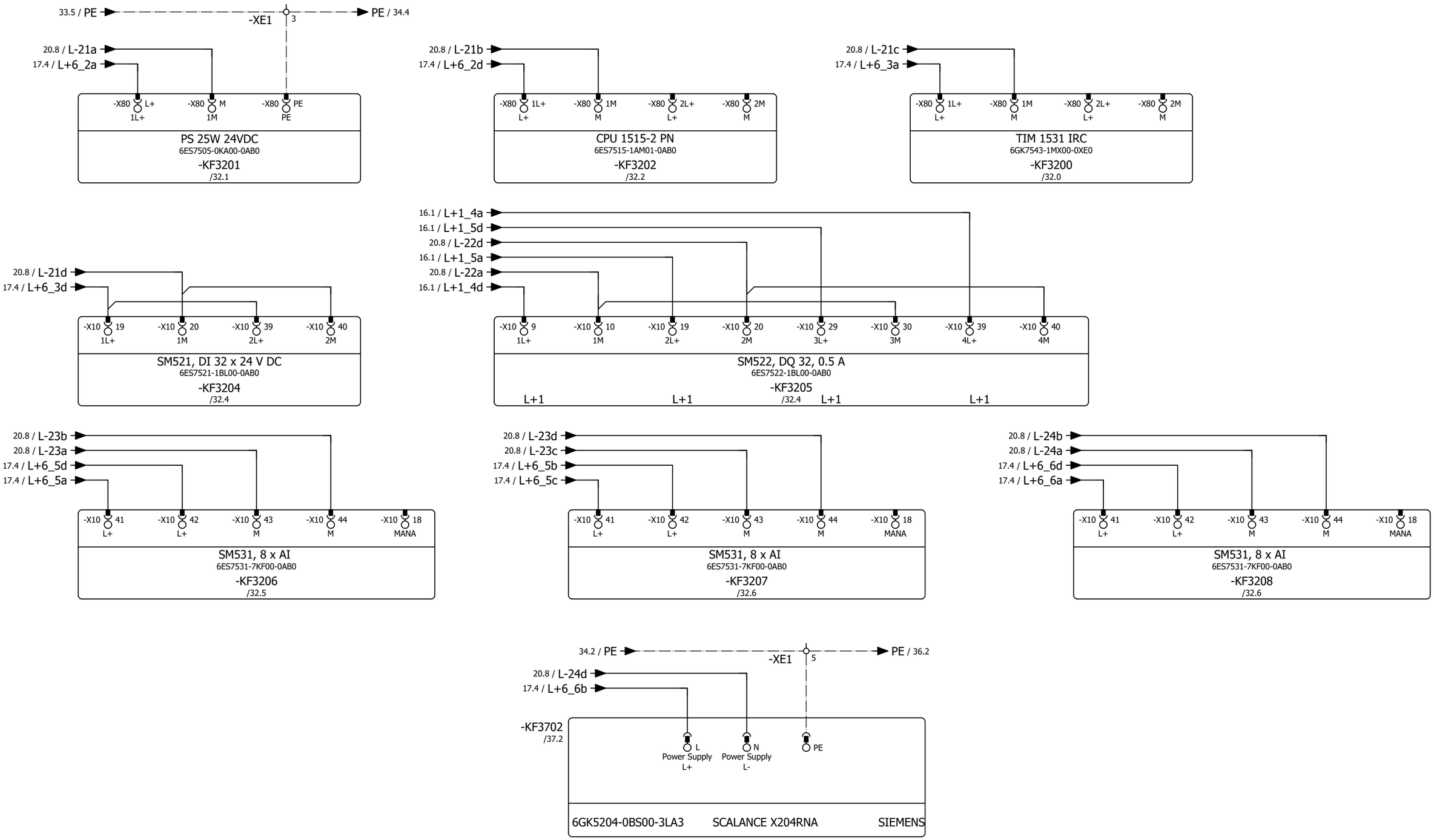

33

35

			Date	14.06.2023			PLC Power supply	= J11.XU1.KF01	
			Ed.	KPaschos				+ KF01	
			Appr.						Page 34
Modification	Date	Name	Original		Replacement of	Replaced by			Page 14 / 30

			Date	21.04.2023			PLC Interface to Power Cabinet		= J11.XU1.KF01	
			Ed.	KPaschos					+ KF01	
			Appr.							Page 35
Modification	Date	Name	Original		Replacement of	Replaced by				Page 15 / 30

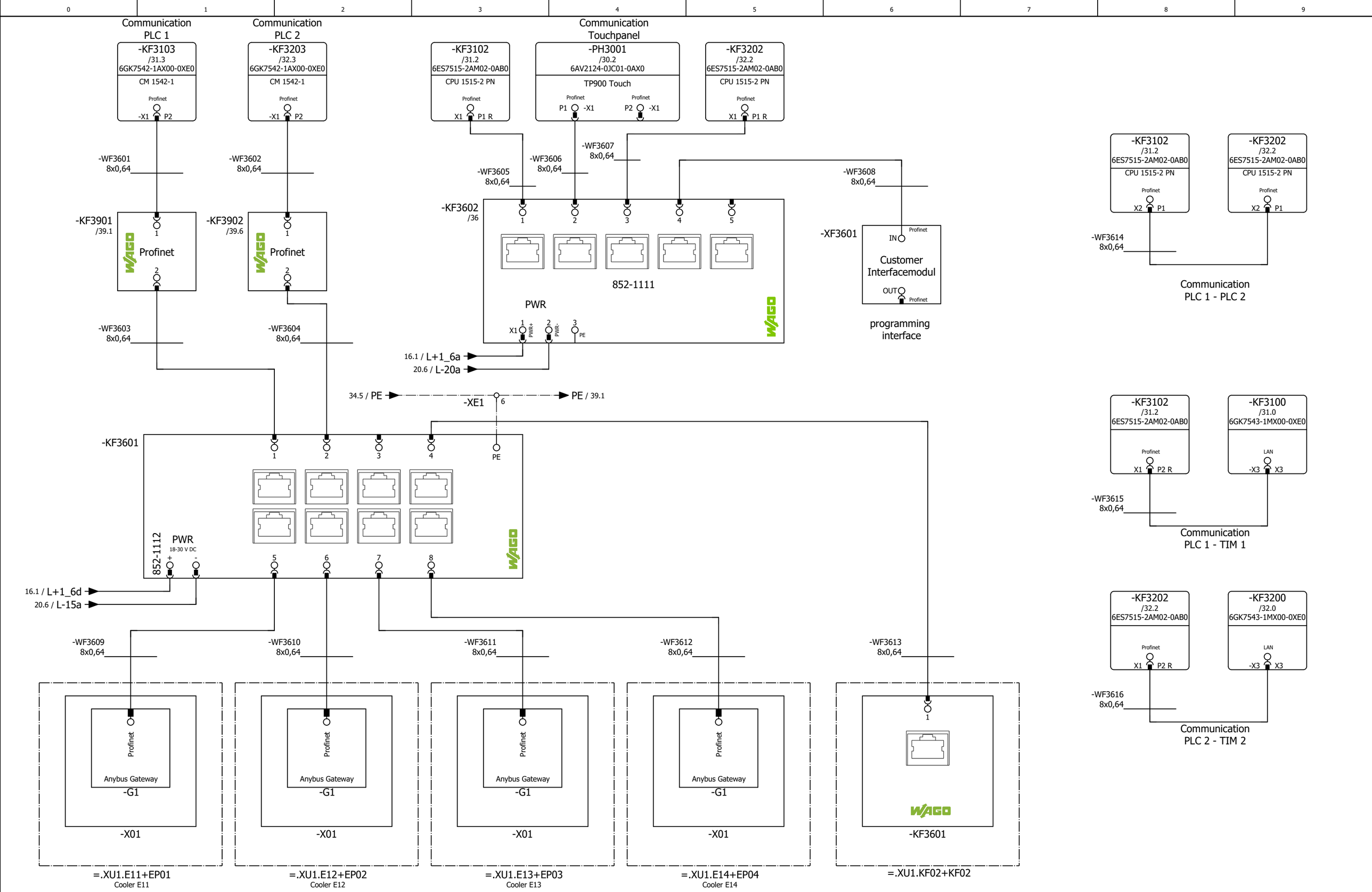

35

37

			Date	14.06.2023			PLC Interface Ethernet communication		= J11.XU1.KF01	
			Ed.	KPaschos					+ KF01	
			Appr.							Page 36
Modification	Date	Name	Original		Replacement of	Replaced by				Page 16 / 30

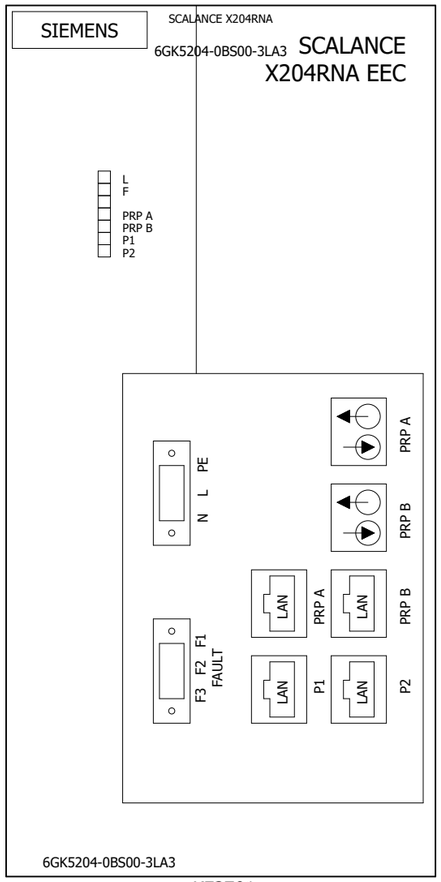

-KF3701

/33.3
/37.6

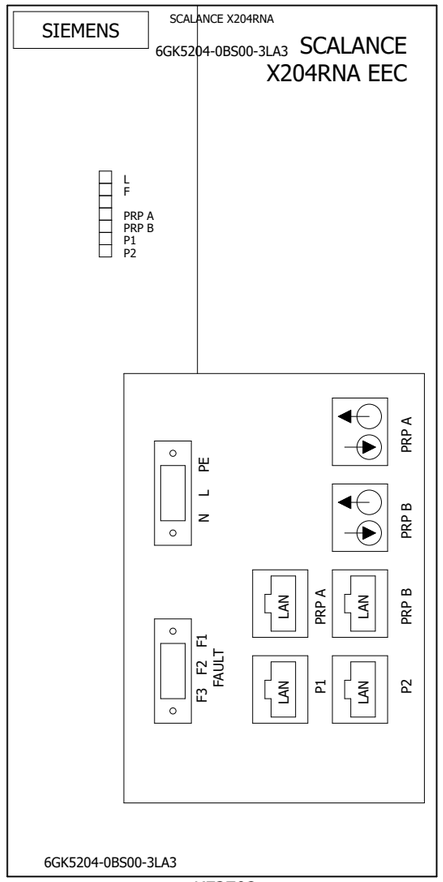

-KF3702

/34.3
/37.6

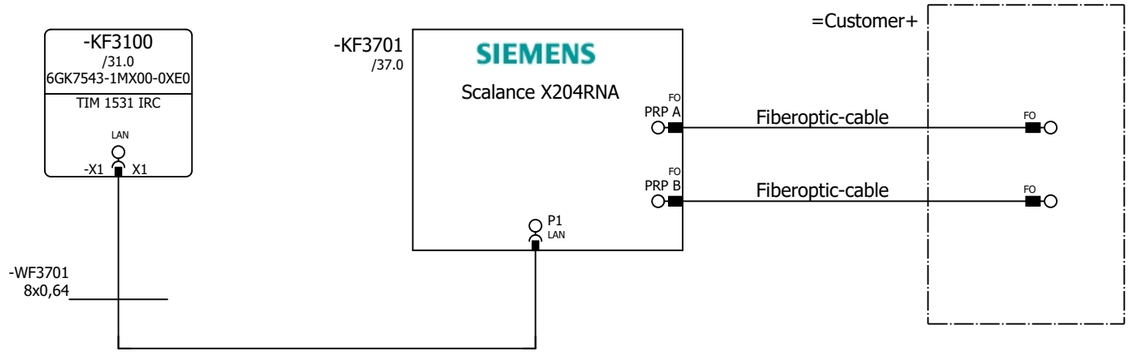

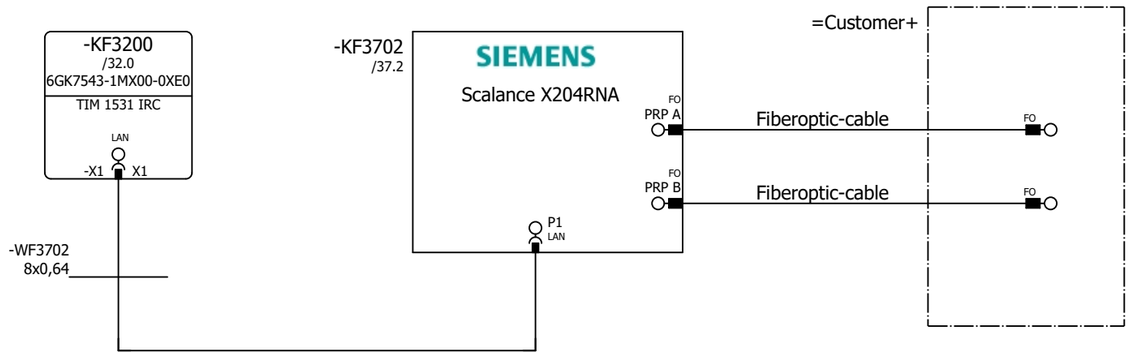

			Date	21.04.2023			Fiber optic converter		= J11.XU1.KF01	
			Ed.	KPaschos					+ KF01	
			Appr.							Page 37
Modification	Date	Name	Original		Replacement of	Replaced by				Page 17 / 30

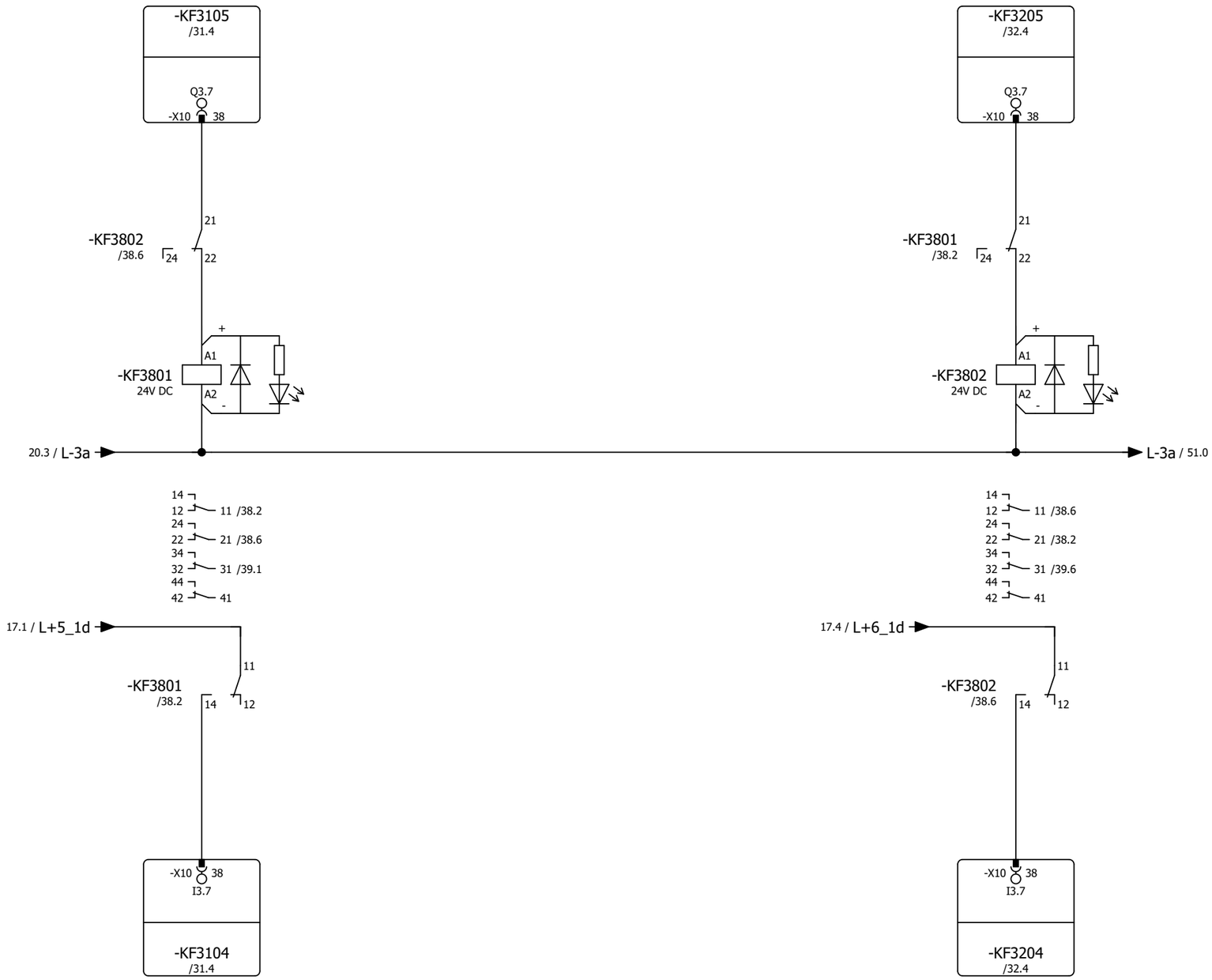

Master
Requirement

Master
Requirement

			Date	21.04.2023			Master / Slave request		= J11.XU1.KF01	
			Ed.	KPaschos					+ KF01	
			Appr.							Page 38
Modification	Date	Name	Original		Replacement of	Replaced by				Page 18 / 30

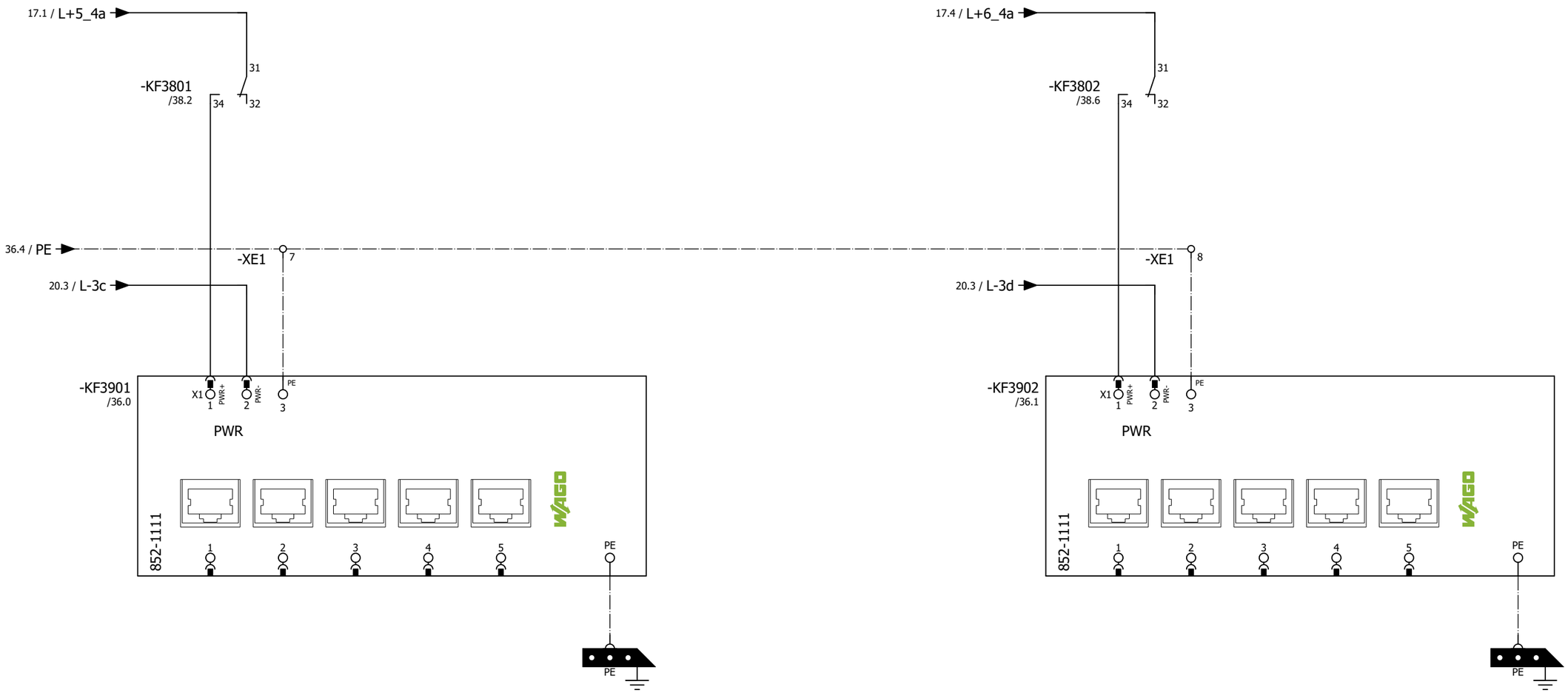

			Date	14.06.2023			Master / Slave switch	= J11.XU1.KF01	
			Ed.	KPaschos				+ KF01	
			Appr.						Page 39
Modification	Date	Name	Original		Replacement of	Replaced by			Page 19 / 30

-RA4001
=.XU1.C11/1.4

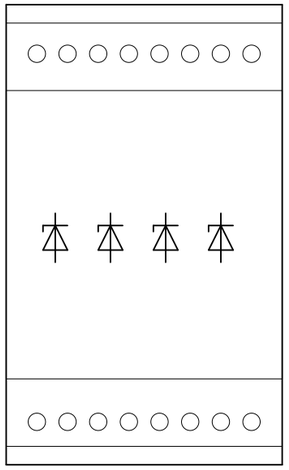

Z - Diode Module

-RA4002



Z - Diode Module

-RA4003
=.XU1.C11/2.4



Z - Diode Module

-RA4004



Z - Diode Module

-RA4005

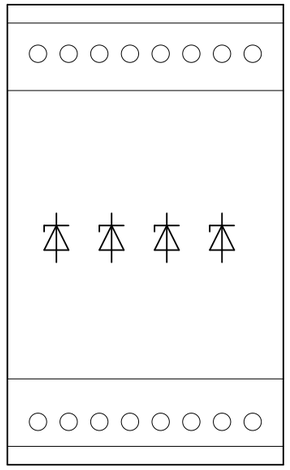

Z - Diode Module

-RA4006

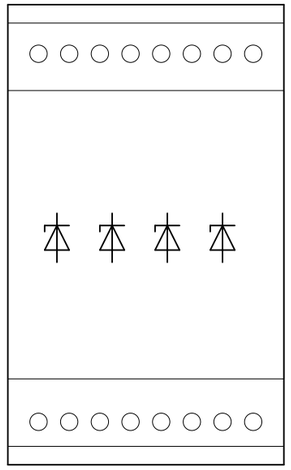

Z - Diode Module

			Date	21.04.2023			Diodenmodule		= J11.XU1.KF01	
			Ed.	KPaschos					+ KF01	
			Appr.							Page 40
Modification	Date	Name	Original		Replacement of	Replaced by				Page 20 / 30

-RA4101
=.XU1.C11/1.6

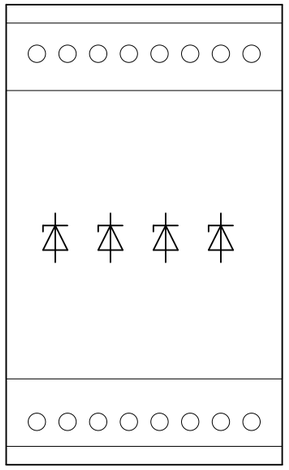

Z - Diode Module

-RA4102



Z - Diode Module

-RA4103
=.XU1.C11/2.6



Z - Diode Module

-RA4104



Z - Diode Module

-RA4105

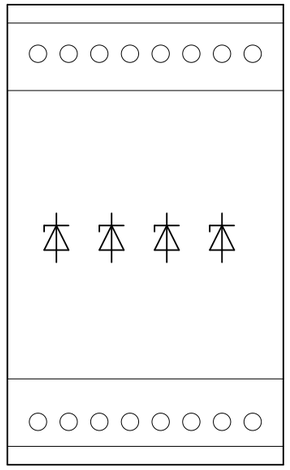

Z - Diode Module

-RA4106

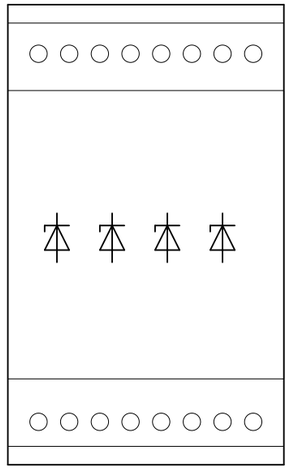

Z - Diode Module

			Date	21.04.2023			Diodenmodule		= J11.XU1.KF01	
			Ed.	KPaschos					+ KF01	
			Appr.							Page 41
Modification	Date	Name	Original		Replacement of	Replaced by				Page 21 / 30

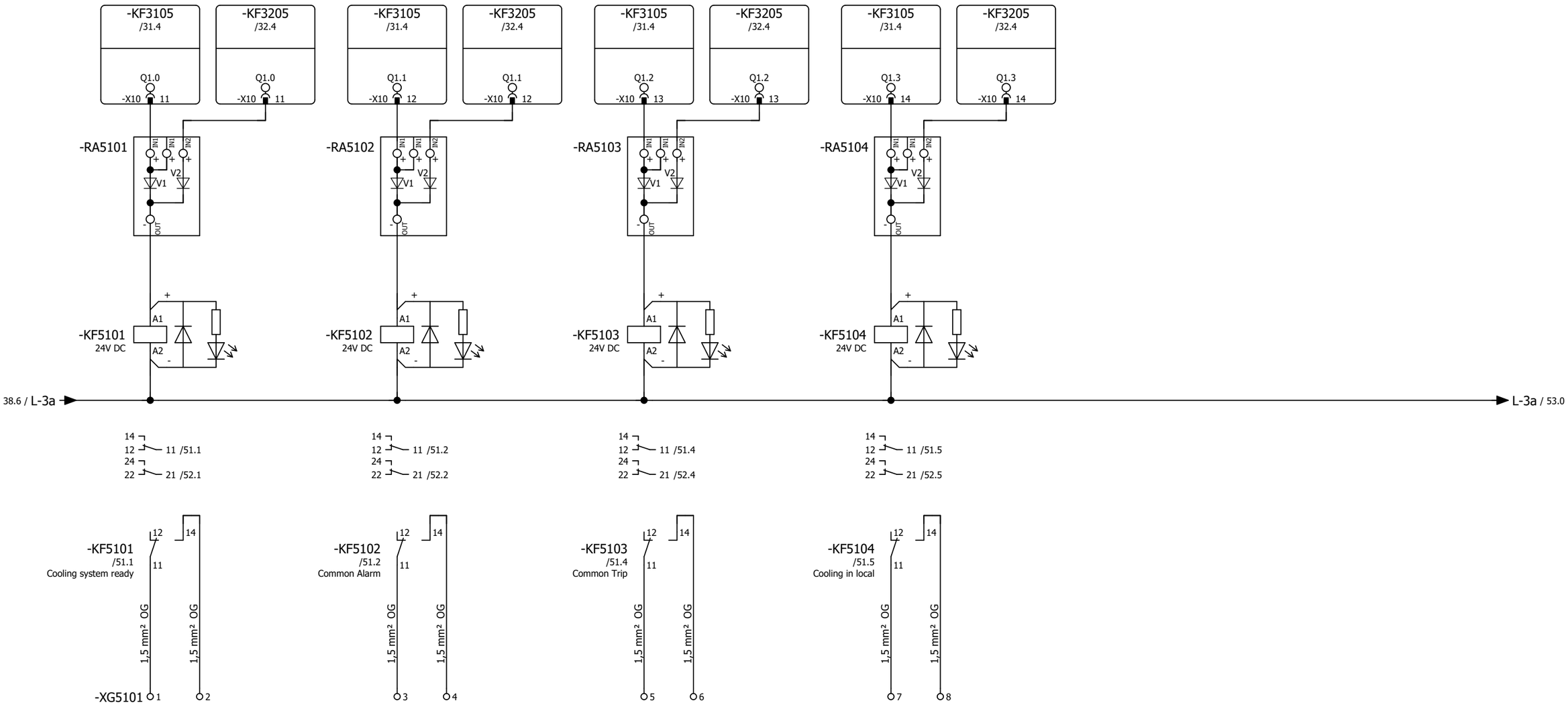

Cooling system ready
1=ready

Common Alarm
1=Alarm

Common Trip
0=trip

Cooling in local
1=local

			Date	21.04.2023			Interfaces Trip output		= J11.XU1.KF01	
			Ed.	KPaschos					+ KF01	
			Appr.							Page 51
Modification	Date	Name	Original		Replacement of	Replaced by				Page 22 / 30

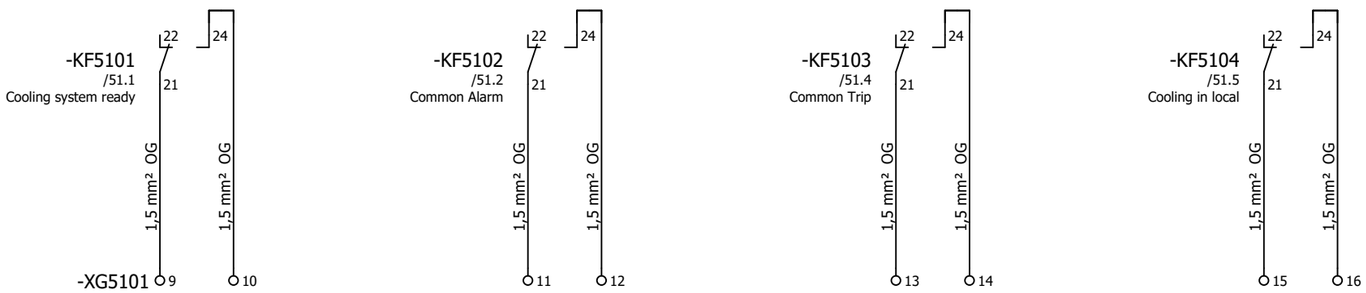

Cooling system ready
1=ready

Common Alarm
1=Alarm

Common Trip
0=trip

Cooling in local
1=local

			Date	21.04.2023			Interfaces Trip output		= J11.XU1.KF01	
			Ed.	KPaschos					+ KF01	
			Appr.							Page 52
Modification	Date	Name	Original		Replacement of	Replaced by				Page 23 / 30

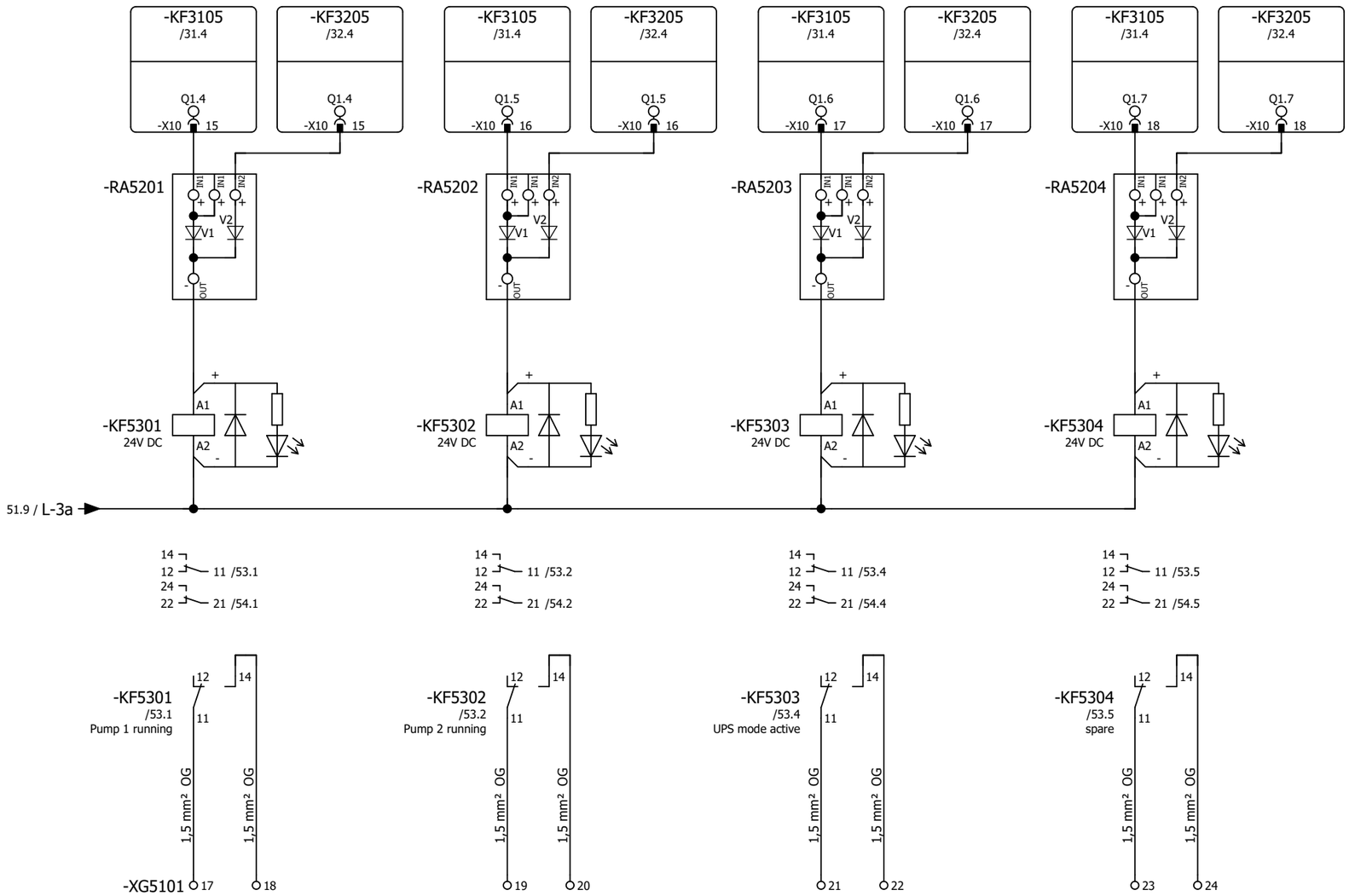

Pump 1 running
1=running

Pump 2 running
1=running

UPS mode active
1=active

spare

			Date	21.04.2023			Interfaces status output		= J11.XU1.KF01	
			Ed.	KPaschos					+ KF01	
			Appr.							Page 53
Modification	Date	Name	Original		Replacement of	Replaced by				Page 24 / 30

0	1	2	3	4	5	6	7	8	9

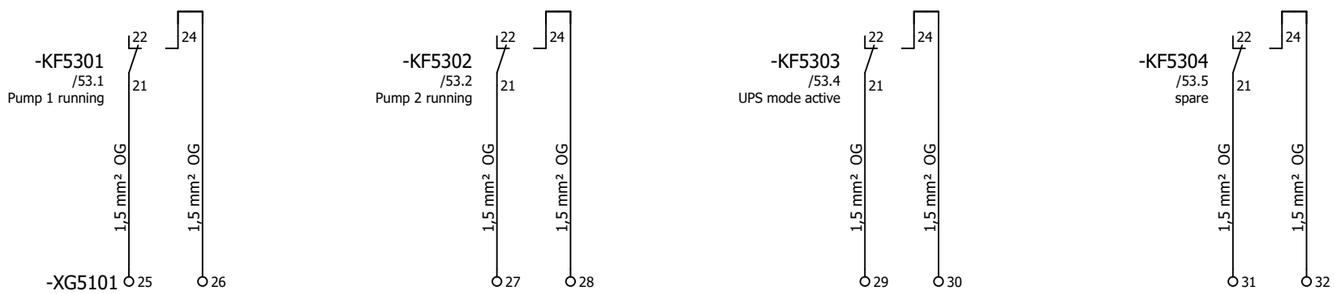

Pump 1 running
1=running

Pump 2 running
1=running

UPS mode active
1=active

spare

53

55

			Date	21.04.2023			Interfaces status output	= J11.XU1.KF01	
			Ed.	KPaschos				+ KF01	
			Appr.						Page 54
Modification	Date	Name	Original		Replacement of	Replaced by			Page 25 / 30

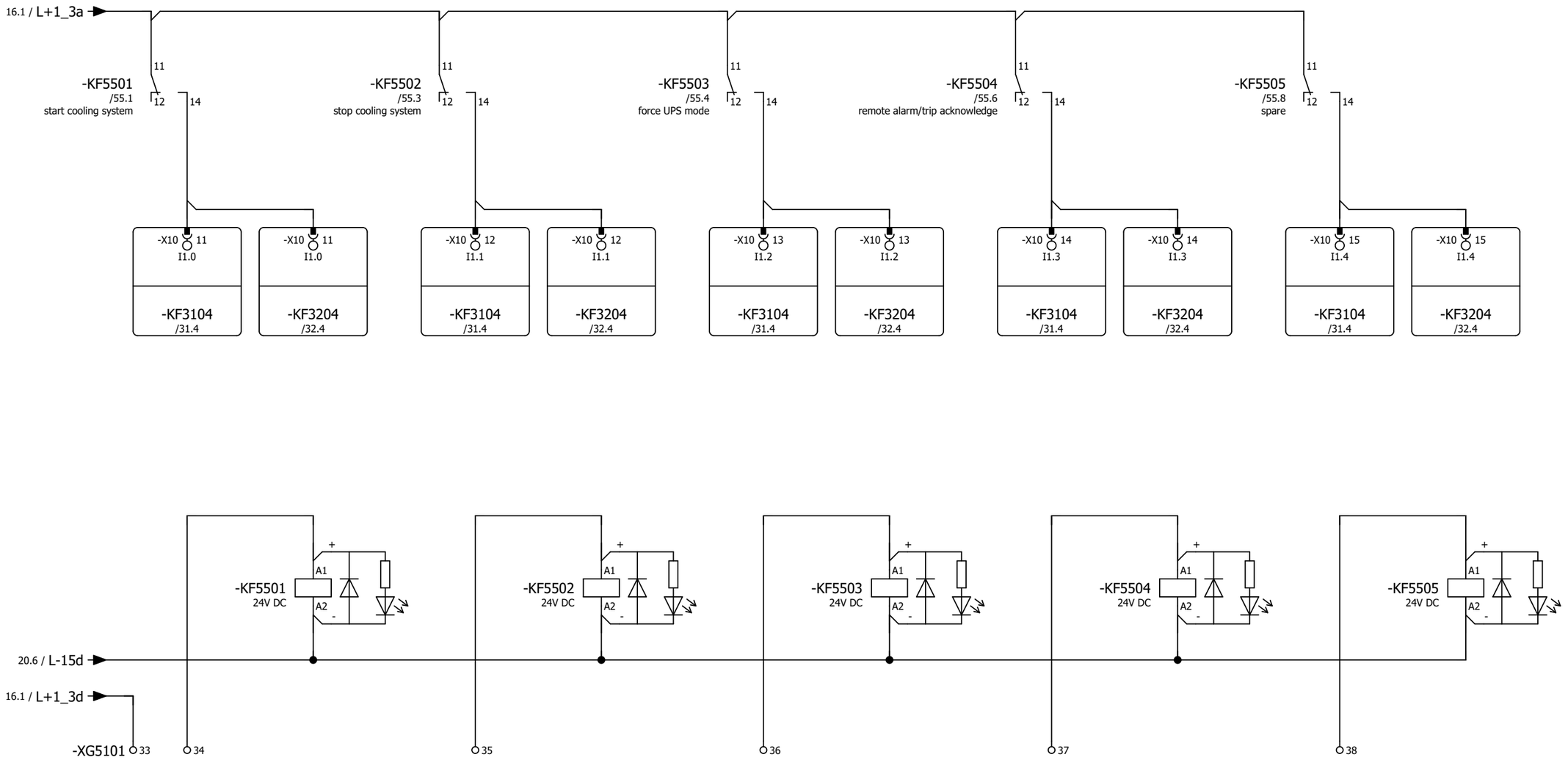

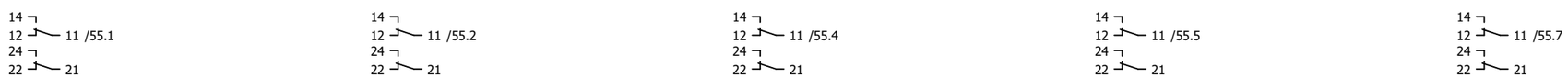

L+	start cooling system Pulse 0->1 = start	stop cooling system 1 = stop	force UPS mode 1 = force	remote alarm/trip acknowledge 1 = acknowledge	spare

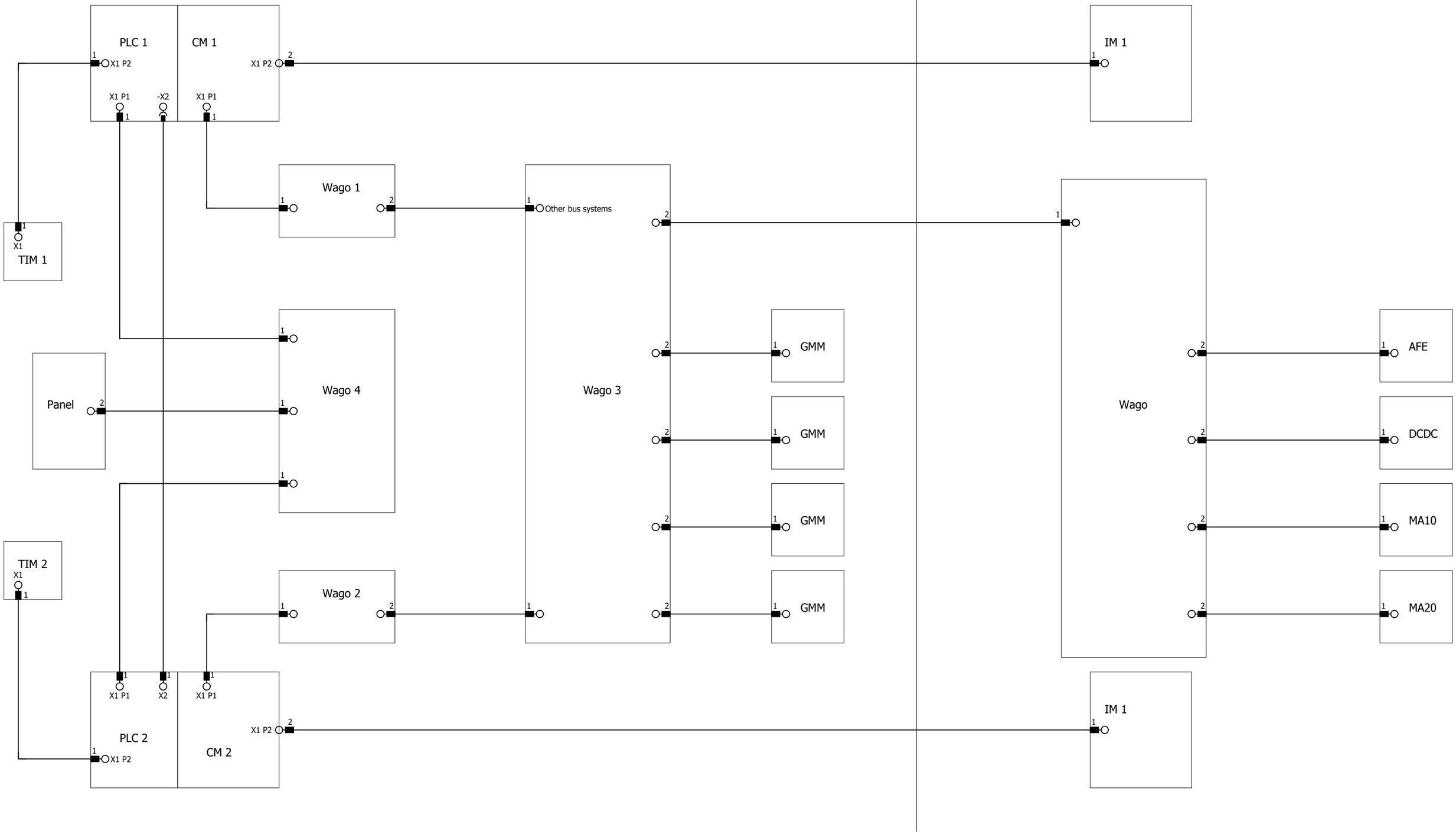

55

=.XU1.C11/1

			Date	21.04.2023			Network overview	= J11.XU1.KF01	
			Ed.	KPaschos				+ KF01	
			Appr.						Page 56
Modification	Date	Name	Original		Replacement of	Replaced by			Page 27 / 30