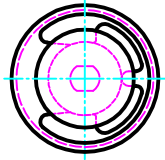
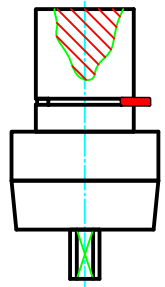
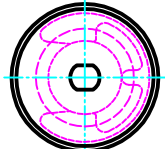
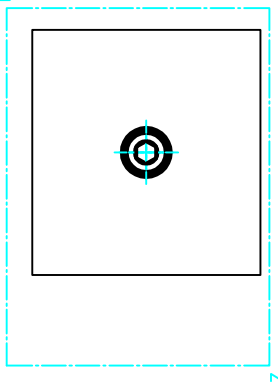

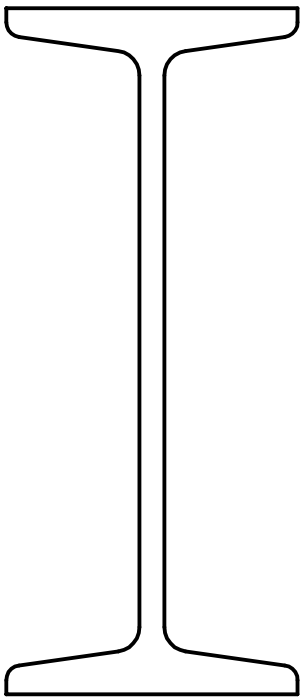
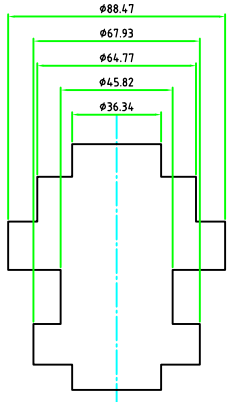
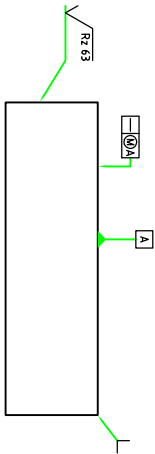


Z 2:1



Blocktest



6	1	Profil	DIN 1025-1 - S235JR - I S235JR
5	1	Druckfeder	280
4	1	Sicherungsschraube	3,2 x 32 x 885
3	2	Schraube	DIN 6799 - 50
2	1	Schraube	ISO 7090 - 10 - 14,0 HV
1	1	Schraube	DIN 933 - M10 x 35
1	1	Schraube	ISO 4032 - M10
Pos. Anz.		Bestreibung	Norm
13			15
			16